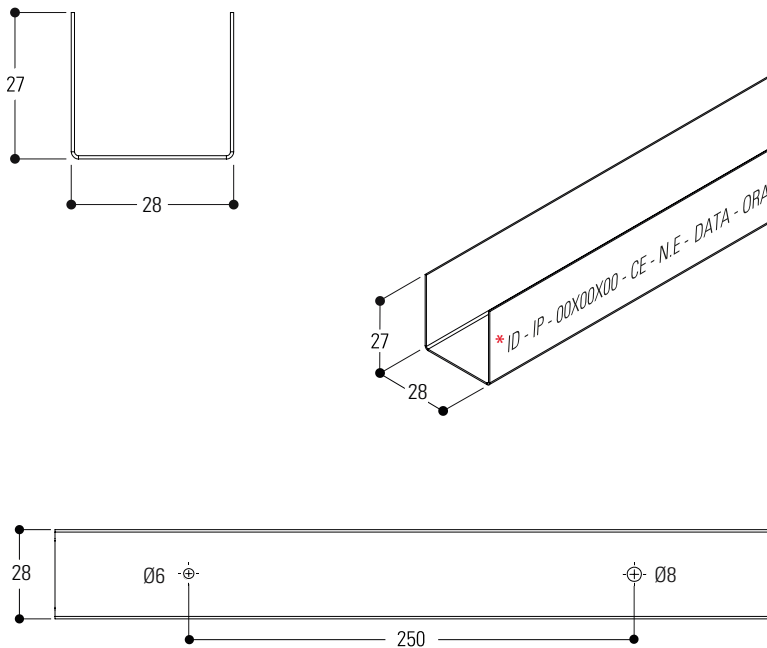


# UNI G28

## Rail



### GENERAL DESCRIPTION

The profile, with an equal-sided 'U' section, is mainly used as a rail for studs and as a perimeter profile. Suitable for interior use and for the construction of self-supporting false ceilings and walls, with plasterboard cladding.

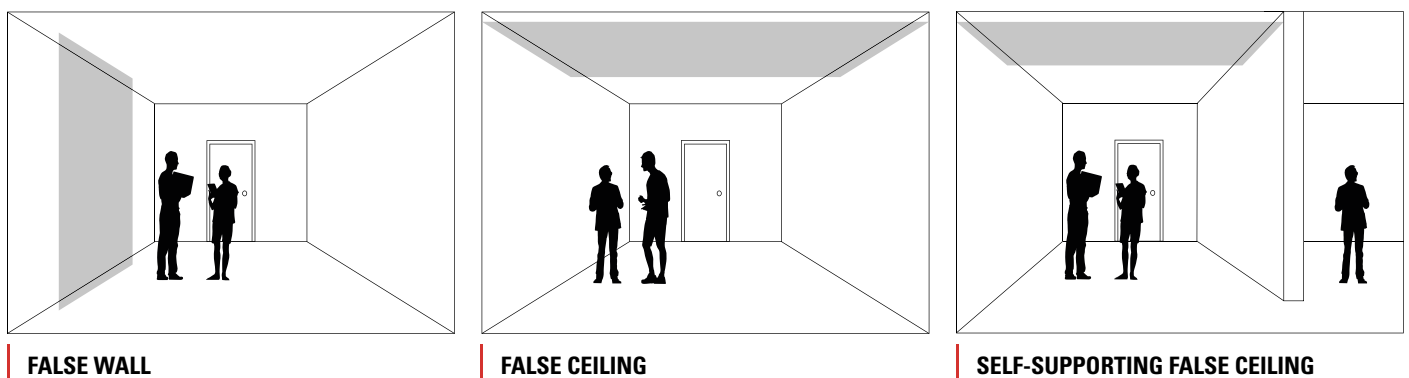
### MATERIAL USED

The profile is made of carbon steel type **DX51D Z100**, continuously hot-dip galvanised, having a yield strength greater than 300 N/mm<sup>2</sup> and defined by the European standard EN 10346 with a zinc coating of 100 g/m<sup>2</sup> (higher grammage upon request).

Additional coatings consist of:

- Zinc-aluminium type **DX51D+AZ**: this combination gives the profile excellent corrosion resistance, superior to that of galvanised steel profiles, making them suitable for both indoor and outdoor use.
- Zinc-magnesium type **DX51D+ZM**: This type of coating gives the profile an extraordinary degree of corrosion protection on the surface and is self-healing on the cut edges, making it suitable for even the harshest environments.

### REPRESENTATION





FALSE WALL

FALSE CEILING

SELF-SUPPORTING FALSE CEILING

## ADVANTAGES AND APPLICATIONS G28 PROFILE

The **G28** rail has superior versatility and features that make it advantageous in its sector; it has 6 and 8 mm holes mounted at 510 mm pitch giving the rail a precise fastening.

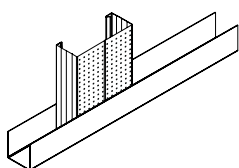
- Profile suitable for application with **SP 49/27** 
- Profile suitable for application with **SP 45/27** 

**N.B.** the illustrations on the following pages are suitable for experienced and DIY users

\* **The information marked individually in ink on the side of each profile are:**

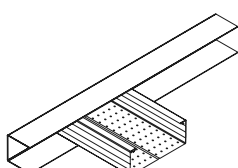
GUERRASIO ID - PRODUCT IDENTIFIER - DIMENSIONS - CE REGULATION - EUROPEAN STANDARD - DATE - TIME

**FLOOR FIXING**



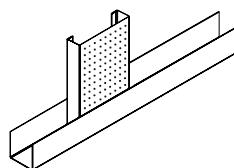
G28 with **SP 49/27**

**FIXING TO PERIMETER**



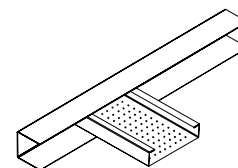
G28 with **SP 49/27**

**FIXING TO PERIMETER**



G28 with **SP 45/27**

**FIXING TO PERIMETER**



G28 with **SP 45/27**

## NORMATIVE REFERENCES

- Construction product according to Regulation (EU) 305/2011
- CE marking in accordance with EN 14195
- Sheet metal quality and coating grade according to EN 10143 and EN 10346

## CE MARKING

The products listed in this catalogue are intended for use inside buildings. Each product is provided with a Declaration of Performance (DoP). Reaction to fire: class A1/Durability: class B (building components exposed to variable relative humidity up to 90% and variable temperatures up to 30°C but without corrosive contaminants, except class C5-M products).

## PRODUCT STORAGE

Store parcels in covered places with a relatively dry atmosphere and at a temperature as constant as possible, in order to avoid condensation phenomena that may reduce the passivation protecting the galvanised surface. In the case of outdoor storage (not recommended), use a cover that perfectly protects the material against the weather (rain, fog, snow), taking care to place the packages at a slight angle. This cover must in any case be such as to allow adequate ventilation (not putting the two surfaces in direct contact), so that moisture does not accumulate and create condensation.

## PACKAGING MATERIAL

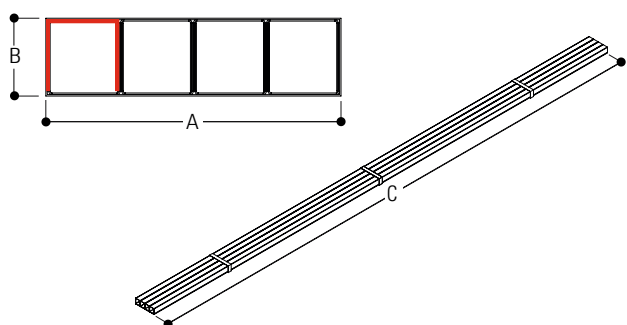
The packaging is made with plastic strapping. The pallet is made with plastic strapping, support and wooden laths. The packaging are appropriately sized to facilitate handling in warehouses and on construction sites.

## TECHNICAL DATA

CARATTERISTICA	REFERENCE STANDARD	VALUE	UNIT OF MEASUREMENT
Type	EN 14195	Metal structure	-
Reaction to fire	EN 14195-1A	1	mm
Standard thickness	EN 10143	0,6 - 0,8	mm
Thickness tolerance	EN 10143	± 0,07	mm
Standard length	EN 14195	3000-4000	mm
Length tolerance	EN 14195	± 4	mm
Protective coating	EN 10346	5 ÷ 12	mm
Yield stress	EN 10143	340	N/ mm2

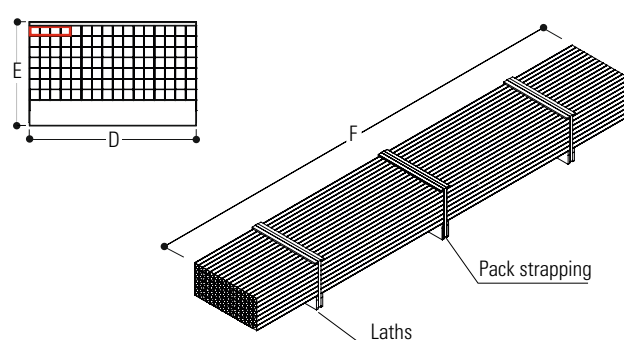
## PACKAGING AND PALLET SHEET

### PACKAGING



Profile weight	Kg/m	0,384
	Kg/pc	1,152      1,536
Profile pieces	Pc	8
Total per package	m	24 <sup>3 m</sup>
	Kg	9,21
	m	32 <sup>4 m</sup>
	Kg	12,30
Dimensions	mm	120   28   3000 <sup>3 m</sup> a      b      c
		120   28   4000 <sup>4 m</sup> a      b      c

### PALLET



Packages	Pc	28
Total profiles	Pc	224
Total per pallet	m	672 <sup>3 m</sup>
	Kg	257
	m	896 <sup>4 m</sup>
Dimensions	mm	460   290   3000 <sup>3 m</sup> d      e      f
		460   290   4000 <sup>4 m</sup> d      e      f

Total calculated on 6/10 thickness

**N.B.** -The weight of the package/pallet is subject to variation depending on the material tolerances described in the table.  
- All technical data and characteristics given in the data sheet are subject to change without notice.