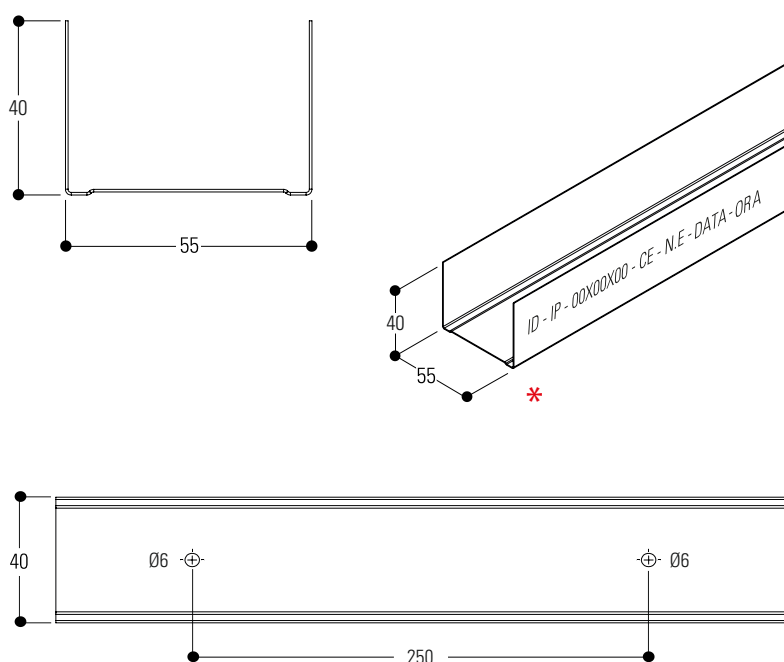


# DIN G55A

## Rail



### GENERAL DESCRIPTION

The profile, which has a U-shaped section with equal sides, is mainly used as a rail for studs (UNI-DIN), omega profiles and as a perimeter profile. Suitable for interior use and for the realisation of false ceilings, false walls, self-supporting false ceilings and walls with plasterboard cladding.

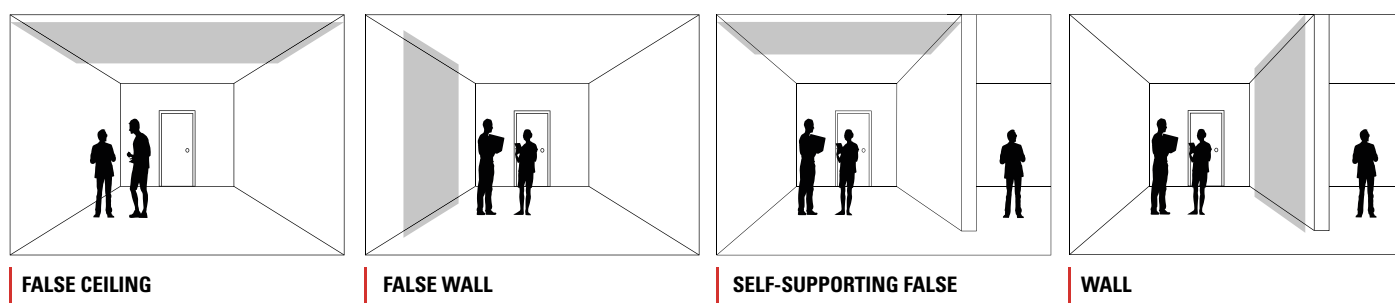
### USED MATERIAL

The profile is made of carbon steel type **DX51D Z100**, continuously hot-dip galvanised, having yield strength greater than 300 N/mm<sup>2</sup> and defined by the European standard EN 10346 with zinc coating of 100 g/m<sup>2</sup> (higher grammage available upon request).

Further coatings consist of:

- Zinc-aluminium type **DX51D+AZ**: this combination gives the profile excellent corrosion resistance, superior to that of galvanised steel profiles, making them suitable for both indoor and outdoor use.
- Zinc-magnesium type **DX51D+ZM**: This type of coating gives the profile an extraordinary degree of protection to corrosion on the surface and is self-healing on the cut edges, making it suitable for even the most hostile environments.

### REPRESENTATION



FALSE CEILING

FALSE WALL

SELF-SUPPORTING FALSE

WALL

## ADVANTAGES AND APPLICATIONS G55A DIN PROFILE

---

The **G55A** rail has superior versatility and features that make it advantageous in its field; it has 6 mm holes mounted at 250 mm pitch that give the rail a precise fixing and make it adaptable to individual needs.

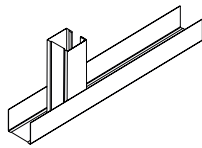
-Profile suitable for application with **M54** UNI and DIN.

-Profile suitable for application with **SPO 40/A**.

**\*The information marked individually by ink on the side of each profile are:**

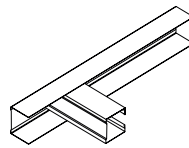
GUERRASIO ID - PRODUCT IDENTIFICATION - DIMENSIONS - CE REGULATION - EUROPEAN NORM - DATE - TIME

**FASTENING TO THE FLOOR**



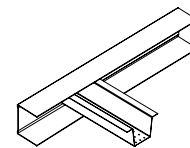
G55 with **M54**

**FASTENING TO THE PERIMETER**



G55 with **M54**

**FASTENING TO THE PERIMETER**



G55 with **SPO 40/A**

## NORMATIVE REFERENCES

---

- Construction product according to Regulation (EU) 305/2011
- CE marking in accordance with EN 14195
- Metal quality and coating degree according to EN 10143 and EN 10346
- Product according to DIN 12182

## CE MARKING

---

The products listed in this catalogue are intended for use inside buildings. Each product has a Declaration of Performance (DoP). Reaction to fire: class A1/Durability: class B (building components exposed to variable relative humidity up to 90% and variable temperatures up to 30°C but without corrosive contaminants, except for products in class C5-M).

## PRODUCT STORAGE

---

Store the packs in a covered areas with a relatively dry atmosphere and at a temperature as constant as possible, in order to avoid condensation which may reduce the state of passivation protecting the galvanised surface. If stored outdoors (not recommended), use a cover that provides perfect protection of the material against the weather (rain, fog, snow), taking care to place the packages at a slight angle. This cover must in any case be such as to allow adequate ventilation (not bringing the two surfaces into direct contact) so that moisture does not accumulate and create condensation.

## PACKAGING MATERIAL

---

The package is made with plastic strips. The pallet is made using plastic strips, wooden supports and laths.

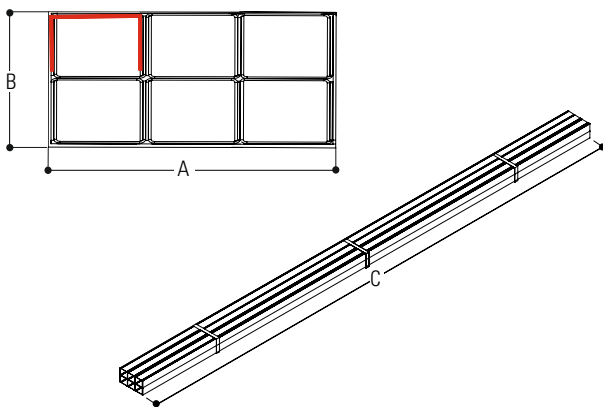
The packaging is suitably sized to facilitate handling in warehouses and on construction sites.

## TECHNICAL DATA

CHARACTERISTIC	REFERENCE NORM	VALUE	UNIT OF MEASUREMENT
Type	EN 14195	Metal structure	-
Reaction to fire	EN 14195-1A	1	-
Standard thickness	EN 10143	0,6 - 0,8	mm
Thickness tolerance	EN 10143	± 0,07	mm
Length	EN 14195	3000-4000	mm
Length tolerance	EN 14195	± 4	mm
Protective coating	EN 10346	5 ÷ 12	µm
Yield stress	EN 10143	340	N/mm <sup>2</sup>

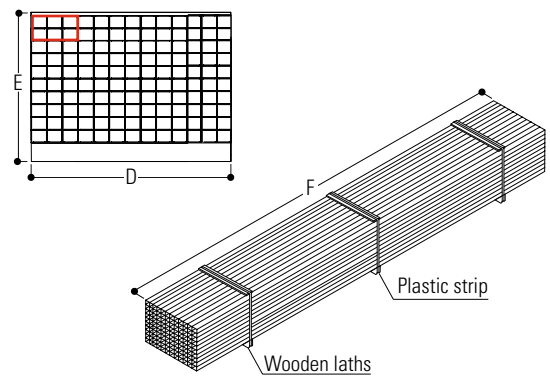
## PACKING AND PALLET SHEET

### PACKAGING



Profile weight	Kg/lm	0,624
	Kg/pc	1,872      2,496
Profile pieces	Pcs	12
Total for package	lm	36      3 lm
	Kg	22,50
	lm	48      4 lm
	Kg	30,00
Dimensions	mm	165   64   3000      3 lm a      b      c
		165   64   4000      4 lm a      b      c

### PALLET



Packages	Pcs	20
Total profiles	Pcs	240
Total for pallets	lm	720      3 lm
	Kg	456
	lm	960      4 lm
Dimensions	mm	680   590   3000      3 lm d      e      f
		680   590   4000      4 lm d      e      f

Total calculated on thickness 6/10

**N.B.** -Weight of package/pallet is subject to variation depending on the material tolerances described in the table.  
- All technical data and specifications in the data sheet may be subject to change without notice