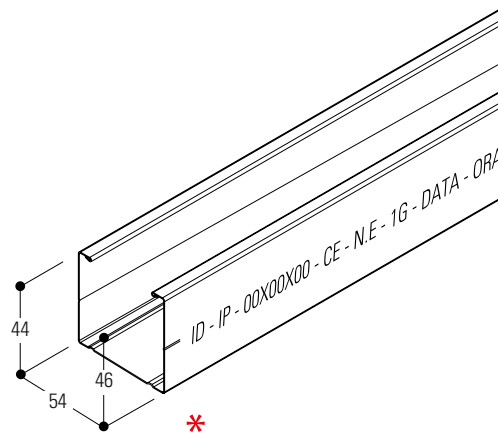
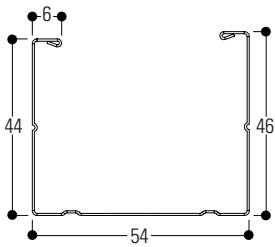


UNI M54 Stud



GENERAL DESCRIPTION

The profile, with a 'C' section, is mainly used as a stud mounted on the rails according to UNI and DIN regulations. It is suitable for internal and for the construction of false ceilings, false walls, linear walls and curved walls, with plasterboard.

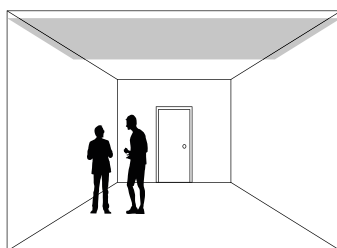
MATERIAL USED

The profile is made of carbon steel type **DX51D Z100**, continuously hot-dip galvanized, with a yield strength of more than 300 N/mm² and defined by European standard EN 10346 with a zinc coating of 100 g/m² (higher weight on request).

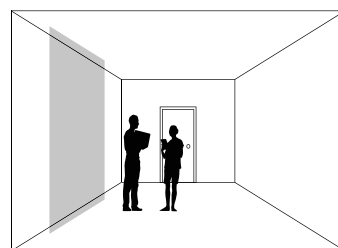
Additional coatings consist of:

- Zinc-aluminium type **DX51D+AZ**: this combination gives the profile excellent corrosion resistance, superior to that of galvanized steel profiles, making them suitable for both external and internal use.
- Zinc-magnesium type **DX51D+ZM**: This type of coating gives the profile an extraordinary degree of corrosion protection on the surface and is self-healing on the cut edges, making it suitable for even the harshest environments.

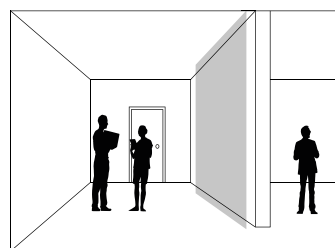
REPRESENTATION




FALSE CEILING



FALSE WALL



SELF-SUPPORTING FALSE



CURVED WALL

ADVANTAGES AND APPLICATIONS M54 STUD

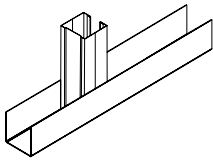
The **M54** stud has a higher versatility and features that make it competitive in its sector, thanks to the 30x50 mm slots mounted at 1500 mm pitch that give the stud a fluid passage for cavities. It is ideal for constructing load-bearing frames to support single or double warp plasterboard walls with single or multiple claddings.

- Profile is suitable for application with **G55** UNI and DIN
- Profile suitable for snap-on extension with **M54**
- Profile suitable for application with **GV55**

***The information marked individually by ink on the side of each profile are:**

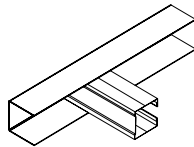
GUERRASIO ID - PRODUCT IDENTIFICATION - DIMENSIONS - CE REGULATION - EUROPEAN NORM - DATE - TIME

FASTENING TO THE FLOOR



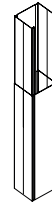
M54 with **G55**

FASTENING TO THE PERIMETER



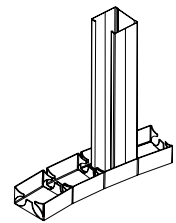
M54 with **G55**

EXTENSION



M54 with **M54**

FASTENING TO THE FLOOR



M54 with **GV55**

NORMATIVE REFERENCES

- Construction product in accordance with Regulation (EU) 305/2011
- EC marking in accordance with EN 14195
- Sheet metal quality and coating grade in accordance with EN 10143 and EN 10346

EC MARKING

The products listed in this catalogue are intended for use inside buildings. Each product is provided with a Declaration of Performance (DoP). Reaction to fire: class A1/Durability: class B (building components exposed to variable relative humidity up to 90% and variable temperatures up to 30°C but without corrosive contaminants, except class C5-M products).

PRODUCT STORAGE

Store the packs in a covered areas with a relatively dry atmosphere and at a temperature as constant as possible, in order to avoid condensation which may reduce the state of passivation protecting the galvanised surface. If stored outdoors (not recommended), use a cover that provides perfect protection of the material against the weather (rain, fog, snow), taking care to place the packages at a slight angle. This cover must in any case be such as to allow adequate ventilation (not bringing the two surfaces into direct contact) so that moisture does not accumulate and create condensation.

PACKAGING MATERIAL

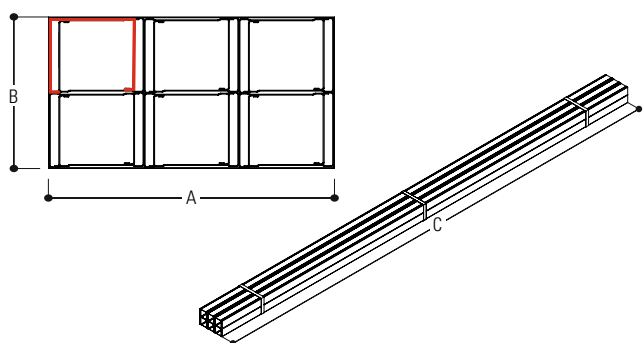
The package is made with plastic strips. The pallet is made using plastic strips, wooden supports and laths. The packaging is suitably sized to facilitate handling in warehouses and on construction sites.

TECHNICAL DATA

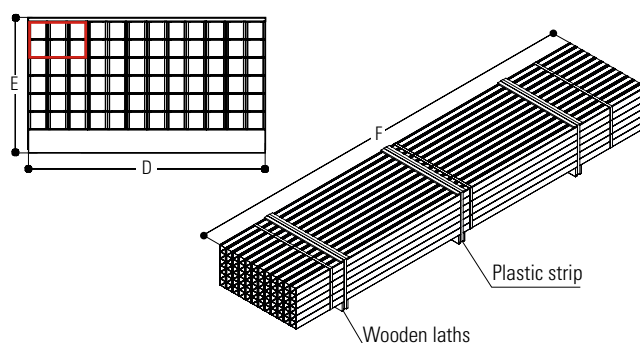
| CHARACTERISTIC | REFERENCE NORM | VALUE | UNIT OF MEASUREMENT |
|---------------------|----------------|-----------------|---------------------|
| Type | EN 14195 | Metal structure | - |
| Reaction to fire | EN 14195-1A | 1 | - |
| Standard thickness | EN 10143 | 0,6-0,8 | mm |
| Thickness tolerance | EN 10143 | ± 0,07 | mm |
| Length | EN 14195 | 3000-4000 | mm |
| Length tolerance | EN 14195 | ± 4 | mm |
| Protective coating | EN 10346 | 5 ÷ 12 | µm |
| Yield stress | EN 10143 | 335 | N/mm ² |

PACKING AND PALLET SHEET

PACKAGING



PALLET



| | | |
|-------------------|-------|---|
| Profile weight | Kg/lm | 0,744 |
| | Kg/pc | 2,232 3 lm 2,976 4 lm |
| Profile pieces | N° | 12 |
| Total per package | lm | 36 3 lm |
| | Kg | 26,80 |
| | lm | 48 4 lm |
| | Kg | 35,71 |
| Dimensions | mm | 180 92 3000 3 lm a b c |
| | | 180 92 4000 4 lm a b c |

| | | |
|-------------------|-----|--|
| Packages | Pcs | 12 |
| Total profiles | Pcs | 144 |
| Total per pallets | lm | 432 3 lm |
| | Kg | 321 |
| | lm | 576 4 lm |
| Dimensions | mm | 429 3 lm 750 360 3000 d e f |
| | | 750 360 4000 4 lm d e f |

Total calculated on 6/10 thickness

N.B. -The weight of the package/pallet is subject to variation depending on the material tolerances described in the table.
-All technical data and characteristics given in the data sheet are subject to change without notice.