

UNI M99/8

Stud

GENERAL DESCRIPTION

The profile, with a 'C' section, is mainly used as a mullion inserted on UNI and DIN standard guides. Suitable for internal use and for the construction of false ceilings, false walls, linear and curved walls, with plasterboard cladding.

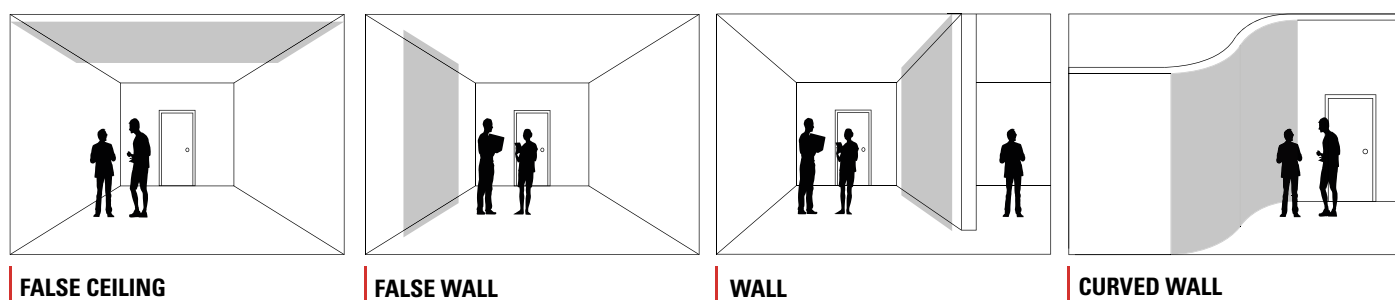
MATERIAL USED

The profile is made of carbon steel type **DX51D Z100**, continuously hot-dip galvanized, with a yield strength of more than 300 N/mm² and defined by European standard EN 10346 with a zinc coating of 100 g/m² (higher weight on request).

Additional coatings consist of:

- Zinc-aluminium type **DX51D+AZ**: this combination gives the profile excellent corrosion resistance, superior to that of galvanized steel profiles, making them suitable for both external and internal use.
- Zinc-magnesium type **DX51D+ZM**: This type of coating gives the profile an extraordinary degree of corrosion protection on the surface and is self-healing on the cut edges, making it suitable for even the harshest environments.

REPRESENTATION



ADVANTAGES AND APPLICATIONS M99/8 STUD

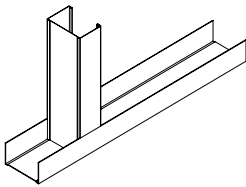
The **M99/8** stud has superior versatility and features that make it competitive in its sector, thanks to the slots of 30x50 mm slots mounted at 1500 mm pitch that give the upright a smooth passage for cavities. It is suitable for constructing load-bearing supporting single or double warp plasterboard walls with single or multiple claddings.

- Profile suitable for application with **GV100**
- Profile suitable for snap-on extension with **M99/8** UNI and DIN
- Profile suitable for application with **G100** UNI and DIN

* **Le informazioni marchiate singolarmente con inchiostro sul fianco di ogni profilo sono:**

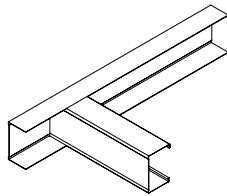
GUERRASIO ID - IDENTIFICATIVO PRODOTTO - DIMENSIONI - REGOLAMENTO CE - NORMATIVA EUROPEA - DATA - ORA

FASTENING TO THE FLOOR



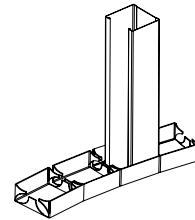
M99/8 with **G100**

FASTENING TO THE PERIMETER



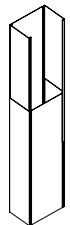
M99/8 with **G100**

FASTENING TO THE FLOOR



M99/8 with **GV100**

EXTENSION



M99/8 with **M99/8**

NORMATIVE REFERENCES

- Construction product in accordance with Regulation (EU) 305/2011
- EC marking in accordance with EN 14195
- Sheet metal quality and coating grade in accordance with EN 10143 and EN 10346

EC MARKING

The products listed in this catalogue are intended for use inside buildings. Each product is provided with a Declaration of Performance (DoP). Reaction to fire: class A1/Durability: class B (building components exposed to variable relative humidity up to 90% and variable temperatures up to 30°C but without corrosive contaminants, except class C5-M products).

PRODUCT STORAGE

Store the packs in a covered areas with a relatively dry atmosphere and at a temperature as constant as possible, in order to avoid condensation which may reduce the state of passivation protecting the galvanised surface. If stored outdoors (not recommended), use a cover that provides perfect protection of the material against the weather (rain, fog, snow), taking care to place the packages at a slight angle. This cover must in any case be such as to allow adequate ventilation (not bringing the two surfaces into direct contact) so that moisture does not accumulate and create condensation.

PACKAGING MATERIAL

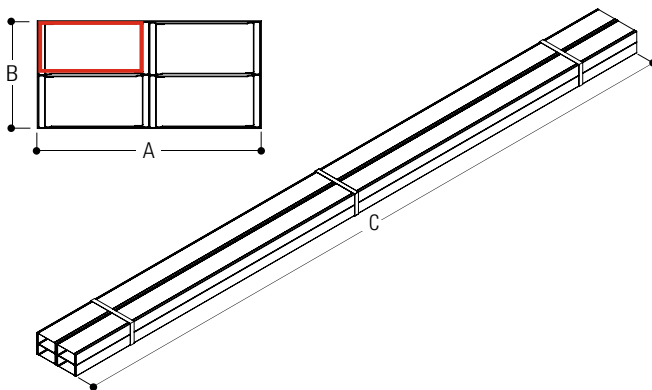
The package is made with plastic strips. The pallet is made using plastic strips, wooden supports and laths. The packaging is suitably sized to facilitate handling in warehouses and on construction sites.

TECHNICAL DATA

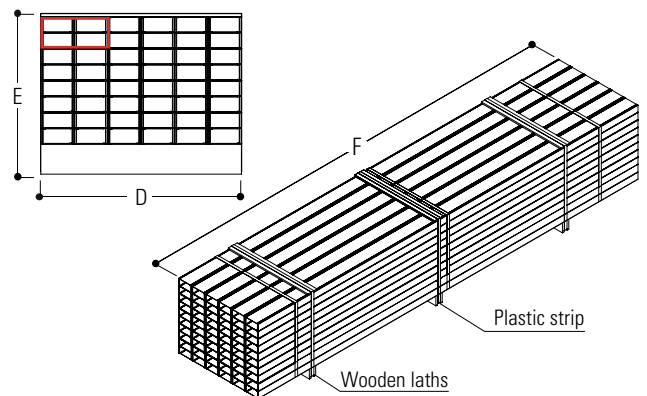
CHARACTERISTIC	REFERENCE NORM	VALUE	UNIT OF MEASUREMENT
Type	EN 14195	Metal structure	-
Reaction to fire	EN 14195-1A	1	-
Standard thickness	EN 10143	0,6-0,8	mm
Thickness tolerance	EN 10143	± 0,07	mm
Length	EN 14195	3000-4000	mm
Length tolerance	EN 14195	± 4	mm
Protective coating	EN 10346	5 ÷ 12	µm
Yield stress	EN 10143	335	N/mm ²

PACKING AND PALLET SHEET

PACKAGING



PALLET



Profile weight	Kg/lm	1,280
	Kg/pc	3,840 5,120
Profile pieces	N°	4
Total per package	lm	12 3 lm
	Kg	15,36
	lm	16 4 lm
	Kg	20,48
Dimensions	mm	210 92 3000 3 lm
		a b c
		210 92 4000 4 lm
		a b c

Packages	Pcs	16
Total profiles	Pcs	120
Total per pallets	lm	192 3 lm
	Kg	246
	lm	256 4 lm
Dimensions	mm	630 360 3000 3 lm
		d e f
		630 360 4000 4 lm
		d e f

Total calculated on 8/10 thickness

N.B. -The weight of the package/pallet is subject to variation depending on the material tolerances described in the table.
-All technical data and characteristics given in the data sheet are subject to change without notice.